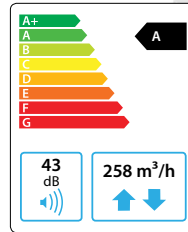


# Domekt R 200 V

Maximal air flow, m <sup>3</sup> /h	258
Panel thickness, mm	25
Unit weight, kg	42
Supply voltage, V	1~230
Maximal operating current, A	HE4,7
Thermal efficiency of heat recovery, %	82
Reference flow rate, m <sup>3</sup> /s	0,05
Reference pressure difference, Pa	50
SPI, W/(m <sup>3</sup> /h)	0,35
Filters dimensions BxHxL, mm	285x130x46
Electric power input of the fan drive at reference flow rate, W	27
Electric power input of the fan drive at maximum flow rate, W	66
Electric air heater capacity, kW / Δt, °C	0,8 / 12,3
Control panel	C4.1
Maintenance space, mm	300



The photo is intended for informational purposes only. exact details may vary.

## Acoustic data

**A-weighted sound power level L<sub>WA</sub>, dB(A) at reference flow rate**

Supply inlet	53
Supply outlet	66
Exhaust inlet	53
Exhaust outlet	66
Casing	43

**A-weighted sound pressure level L<sub>PA</sub>, dB(A)**

10 m<sup>2</sup> normally isolated room, distance from casing – 3 m.

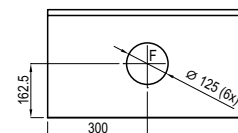
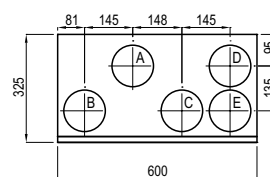
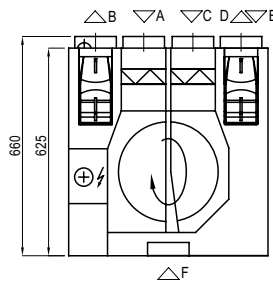
Surroundings	33
--------------	----

## Temperature efficiency

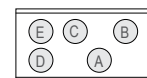
	Winter				
Outside temperature, °C	-23	-15	-10	-5	0
After heat exchanger, °C	11,6	13,5	14,6	15,8	16,9

indoor +22°C, 20 % RH

Shown as left (L1)



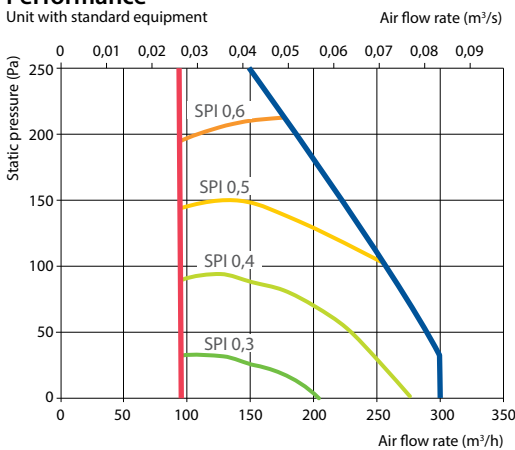
Shown as right (R1)



- A outdoor intake
- B supply air
- C extract indoor
- D exhaust air
- E additional extraction connection (by-pass – extraction without heat recovery)
- F kitchen hood connection (by-pass – extraction without heat recovery)

## Performance

Unit with standard equipment



## Accessories (p. 120)

Closing damper	AGUJ-M-125+LF230/LM230
Silencer	A/D AGS-125-50-600-M B/C AGS-125-50-900-M
Water heater	DH-125
PPU	PPU-HW-3R-15-0,4-W1
2-way valve (water heater)	VVP47.10-0,4

Water cooler	DHCW-125
2-way valve (water cooler)	VVP47.10-1,6
Kitchen hood	KH
Decorative panel	DP
Air distribution box	OSD-200 VE-125
Outdoor grill	LD-125