

Domekt CF 700 F

Maximal air flow, m ³ /h	720
Panel thickness, mm	30
Unit weight, kg	81
Supply voltage, V	1~230
Maximal operating current, A	HE 11,7
Thermal efficiency of heat recovery, %	82
Reference flow rate, m ³ /s	0,14
Reference pressure difference, Pa	50
SPI, W/(m ³ /h)	0,27
Filters dimensions BxHxL, mm	400x300x46
Electric power input of the fan drive at reference flow rate, W	70
Electric power input of the fan drive at maximum flow rate, W	177
Electric air heater capacity, kW / Δt, °C	0,5 / 2,8
Electric preheater capacity, kW / Δt, °C	1,5 / 8,3
Control panel	C6.1 / 6.2
Maintenance space, mm	450



The photo is intended for informational purposes only. exact details may vary.



Acoustic data

A-weighted sound power level L_{WA}, dB(A) at reference flow rate

Supply inlet	53
Supply outlet	66
Exhaust inlet	53
Exhaust outlet	66
Casing	46

A-weighted sound pressure level L_{PA}, dB(A)

10 m² normally isolated room, distance from casing – 3 m.

Surroundings	35
--------------	----

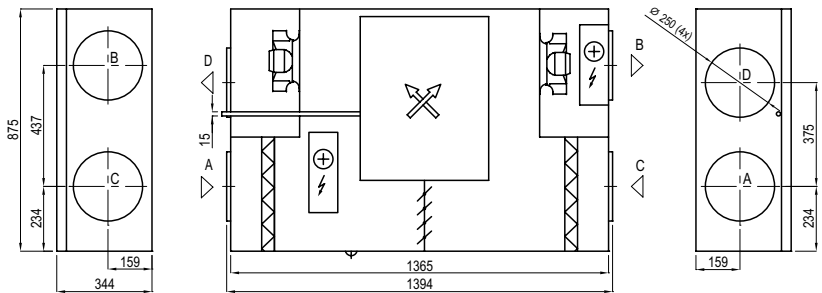
Temperature efficiency

Outside temperature, °C	Winter					Summer		
	-23	-15	-10	-5	0	25	30	35
After heat exchanger*, °C	15,5*	16,1*	16,8*	16,8	17,7	22,5	23,5	24,4

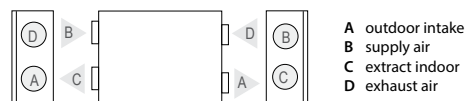
indoor +22°C, 20 % RH.

* calculations made after evaluation of the preheater.

Shown as right (R1)

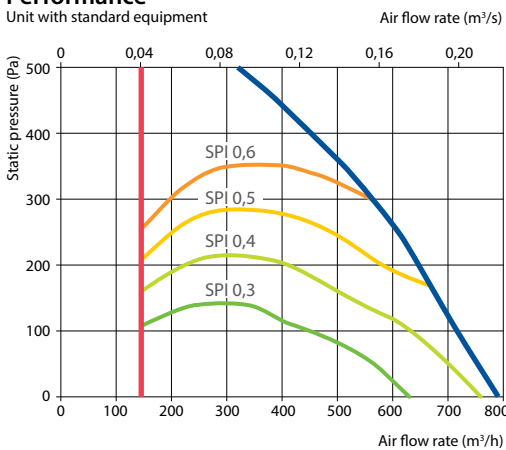


Shown as left (L1)



Performance

Unit with standard equipment



Accessories (p. 120)

Closing damper	AGUJ-M-250+LF230/LM230
	A/D AGS-250-50-600-M
Silencer	B/C AGS-250-50-900-M
Water heater	DH-250
PPU	PPU-HW-3R-15-0,63-W1

2-way valve (water heater)	VVP47.10-0,63
Water cooler	DCW-0,7-5 / DHCW-250
2-way valve (water cooler)	VVP47.15-2,5
DX cooler	DCF-0,7-5
Cooling unit	MOU-18HFN6-KA8243